

Signify Classified - Internal  
Cooper Lighting Solutions Photometric Lab  
1121 Highway 74 South  
Peachtree City, GA 30269



Scaled data based on original data using  
LM-79-08 Approved Method: Electrical and Photometric Measurements of Solid-  
State Lighting Products

Test Report Prepared for  
Cooper Lighting Solutions  
(formerly Eaton)

Brand: STREETWORKS

Report Number: P879609

Luminaire Tested: **MEM2-HSN-VA-160-727-U-CQ**

Issue Date: 10/01/2024



**Test Information**

Test Method: LM-79-08  
Report Number: P879609  
Test Lab: INNOVATION CENTER(G3)  
Issue Date: 10/01/2024  
Manufacturer: COOPER LIGHTING SOLUTIONS (FORMERLY EATON)  
Product Line: STREETWORKS  
Catalog Number: MEM2-HSN-VA-160-727-U-CQ  
Description: EPIC MODERN SHORT HOUSING 160W 70CRI 2700K VISUAL COMFORT FIXTURE  
w/ TYPE V CONCENTRATED DISTRIBUTION OPTIC  
Light Source: (1) 2700K CCT, 70 CRI LEDS  
Ballast/Driver: ELECTRONIC DRIVER

**Summary**

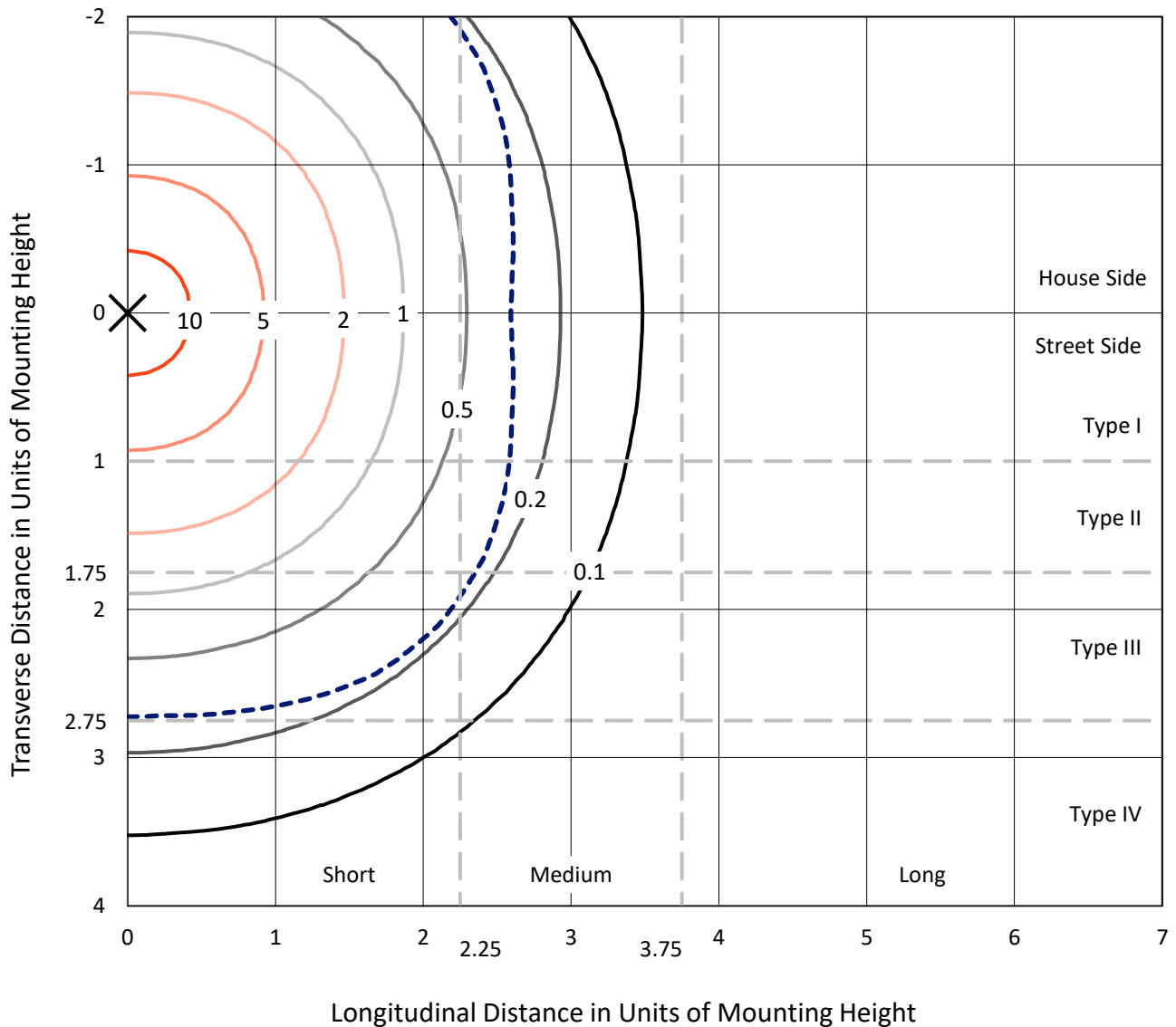
Lumens per Lamp: N/A  
Luminaire Lumens: 12289.4 lumens  
Efficiency: N/A  
Efficacy: 78.8 lumens/watt  
Luminous Opening: Circular (Dia: 1.12' x H: 0')  
IES Classification: Type V - Short  
BUG Rating: B3 - U0 - G2

Input Watts (W): 156  
Input Voltage (V): 120  
Input Current (Ain): NR  
Voltage Rise (V): NR  
Power Factor: 0.995  
Total Harmonic Distortion (THDi): 6.6%  
Frequency (hertz): 60  
Stabilization Time: NR  
Operation Time: NR  
Ambient Temperature (°C): NR  
Test Distance: 24 FT

REPORT NUMBER: P879609  
 CATALOG NUMBER: MEM2-HSN-VA-160-727-U-CQ

### Iso-Footcandle Lines of Horizontal Illumination

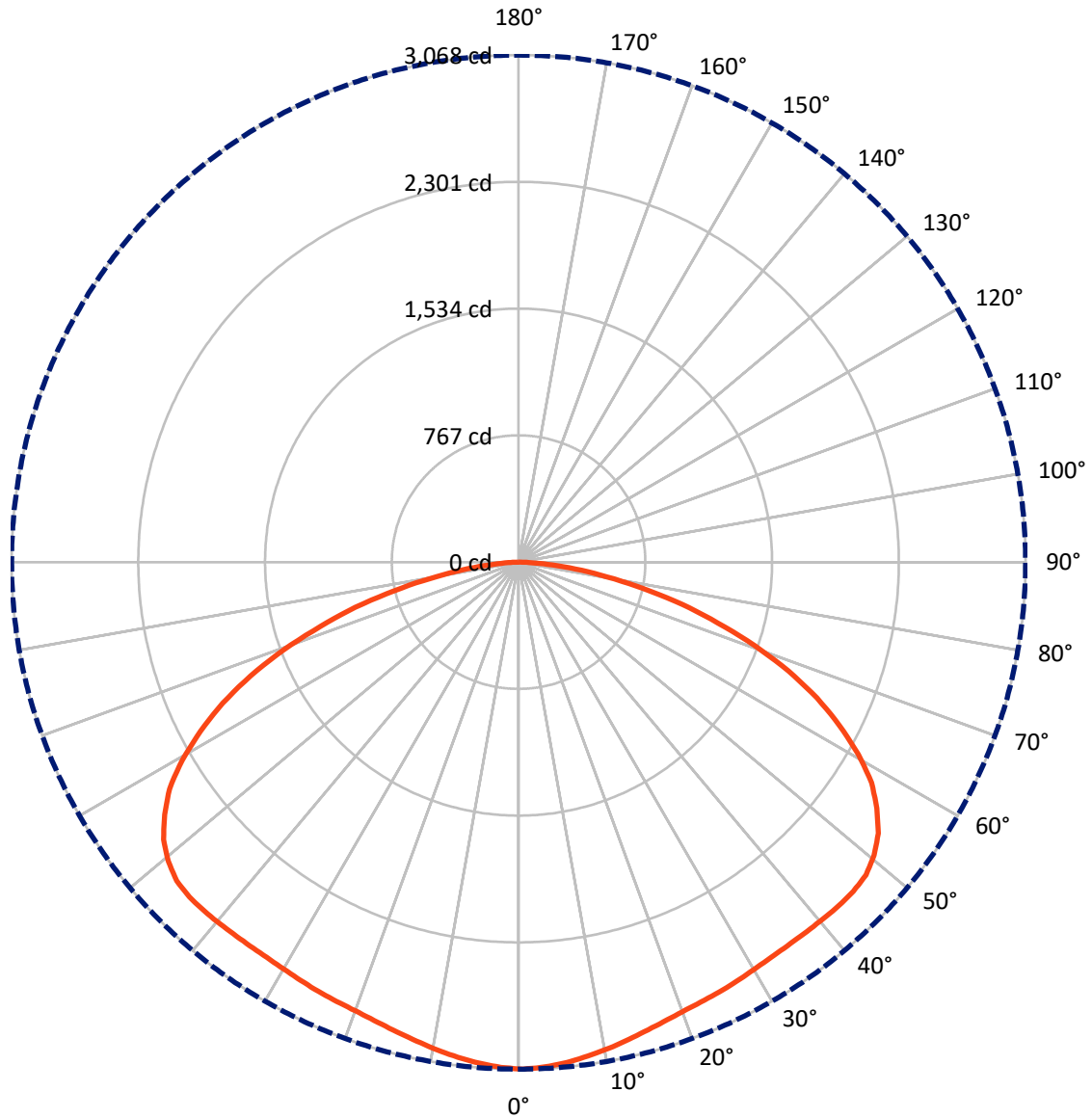
× Max cd  
 - - - 1/2 Max cd



Based on 15 foot mounting height. Maximum calculated value = 13.6 fc  
 Type V - Short - N/A

REPORT NUMBER: P879609  
CATALOG NUMBER: MEM2-HSN-VA-160-727-U-CQ

### Luminous Intensity Polar Plot



— Vertical Plane Through 0-Deg Lateral      - - - Horizontal Cone Through 0-Deg Vertical

REPORT NUMBER: P879609

CATALOG NUMBER: MEM2-HSN-VA-160-727-U-CQ

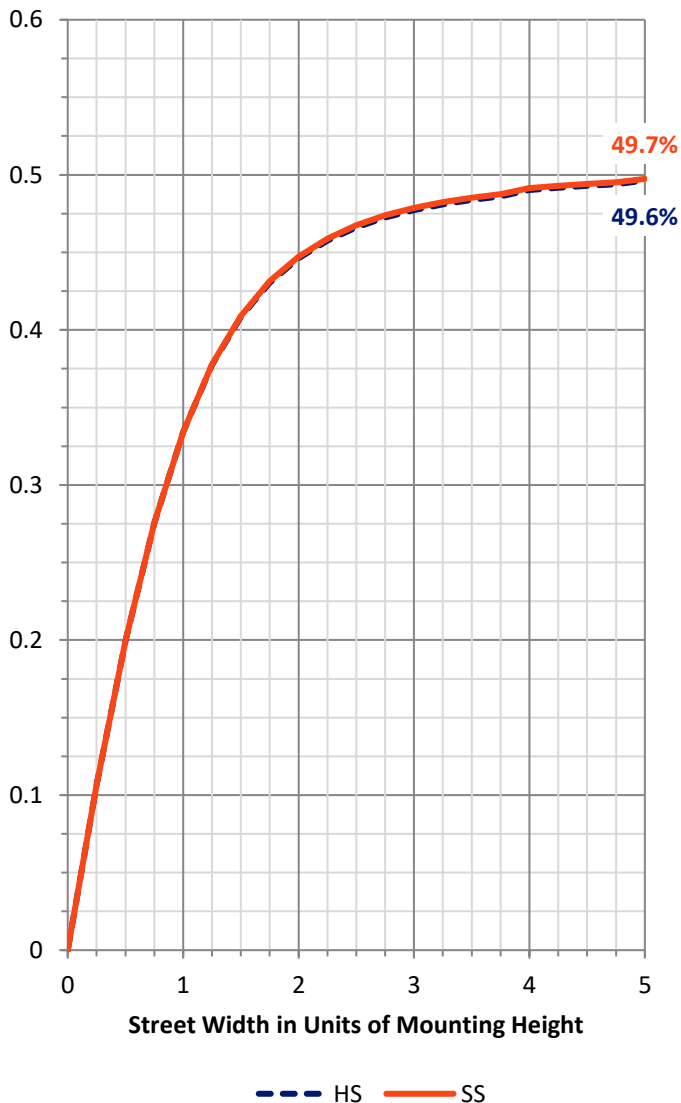
**FLUX DISTRIBUTION:**

		Downward	Upward	Total
<b>House Side</b>	Lumens	6144.7	0.0	6144.7
	% Fixture	50.0	0.0	50.0
<b>Street Side</b>	Lumens	6144.7	0.0	6144.7
	% Fixture	50.0	0.0	50.0
<b>Total</b>	Lumens	12289.4	0.0	12289.4
	% Fixture	100.0	0.0	100.0

**Coefficient of Utilization**

**ZONAL LUMENS:**

Zone	Lumens	% Fixture
0°-10°	289.1	2.4
10°-20°	834.1	6.8
20°-30°	1335.4	10.9
30°-40°	1809.0	14.7
40°-50°	2234.0	18.2
50°-60°	2400.2	19.5
60°-70°	2018.4	16.4
70°-80°	1127.1	9.2
80°-90°	242.2	2.0
90°-100°	0.0	0.0
100°-110°	0.0	0.0
110°-120°	0.0	0.0
120°-130°	0.0	0.0
130°-140°	0.0	0.0
140°-150°	0.0	0.0
150°-160°	0.0	0.0
160°-170°	0.0	0.0
170°-180°	0.0	0.0
0°-90°	12289.4	100.0
0°-180°	12289.4	100.0



REPORT NUMBER: P879609

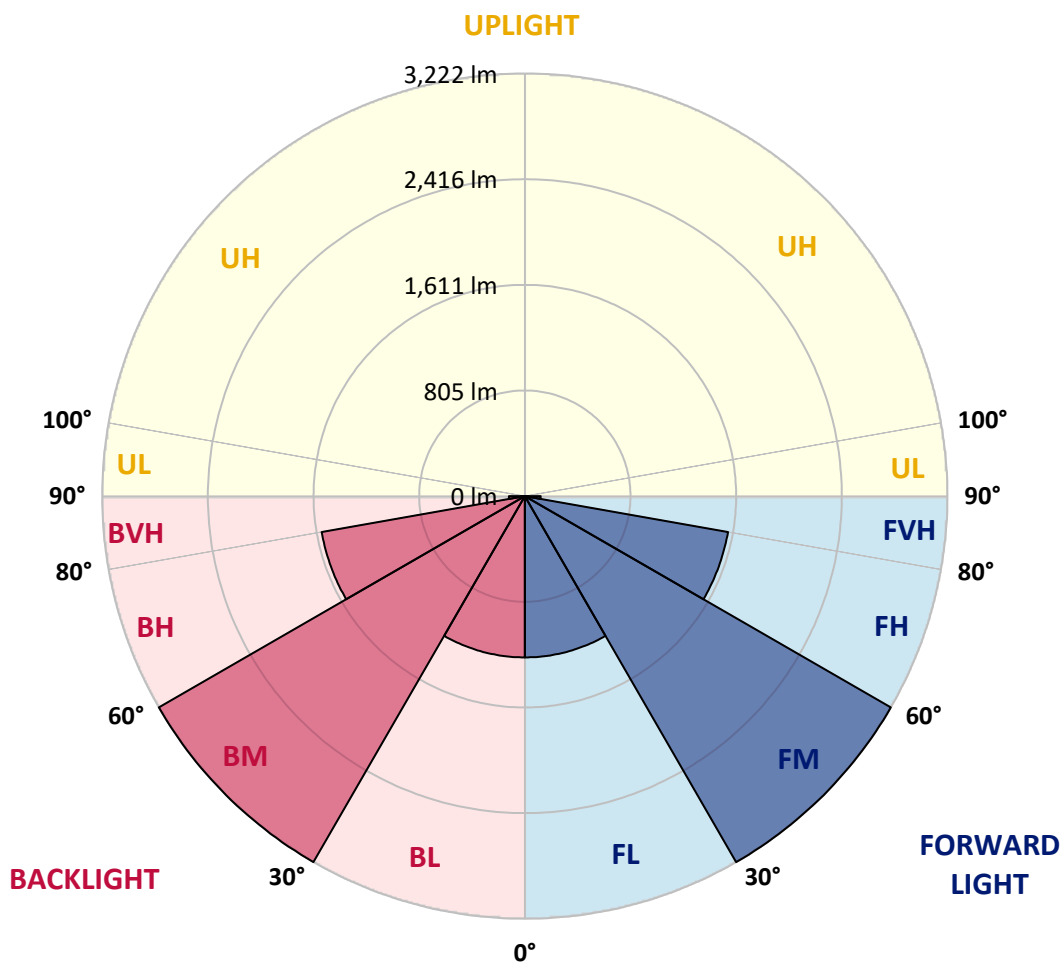
CATALOG NUMBER: MEM2-HSN-VA-160-727-U-CQ

**LUMINAIRE CLASSIFICATION SYSTEM LUMEN TABLE AND BUG RATING:**

Zone	Lumens	% Fixture	Zone Rating/Lumen Limit		
			B	U	G
FL (0°-30°)	1229.3	10.0			
FM (30°-60°)	3221.6	26.2			
FH (60°-80°)	1572.7	12.8			G1/1800
FVH (80°-90°)	121.1	1.0			G2/225
BL (0°-30°)	1229.3	10.0	B3/2500		
BM (30°-60°)	3221.6	26.2	B3/5000		
BH (60°-80°)	1572.7	12.8	B3/2500		G1/1800
BVH (80°-90°)	121.1	1.0			G2/225
UL (90°-100°)	0.0	0.0		U0/0	
UH (100°-180°)	0.0	0.0		U0/0	

**BUG Rating: B3-U0-G2**

Type V Short





REPORT NUMBER: P879609

CATALOG NUMBER: MEM2-HSN-VA-160-727-U-CQ

**CANDELA DISTRIBUTION (FULL):**

	0°	5°	15°	25°	35°	45°	55°	65°	75°	85°	90°
0°	3067.6	3067.6	3067.6	3067.6	3067.6	3067.6	3067.6	3067.6	3067.6	3067.6	3067.6
2.5°	3058.4	3061.5	3060.7	3060.7	3060.7	3062.2	3062.2	3062.2	3063.0	3063.0	3063.8
5°	3040.9	3043.2	3043.2	3043.2	3044.7	3045.5	3045.5	3046.2	3047.8	3047.0	3046.2
7.5°	3017.3	3019.6	3019.6	3019.6	3021.1	3022.6	3022.6	3021.9	3024.2	3024.2	3023.4
10°	2992.1	2992.9	2993.7	2995.2	2997.5	2998.2	2997.5	2997.5	2996.7	2997.5	2997.5
12.5°	2962.4	2966.2	2967.0	2968.5	2972.3	2973.1	2973.1	2972.3	2971.6	2971.6	2970.8
15°	2935.8	2937.3	2939.6	2942.6	2947.2	2948.7	2949.5	2947.2	2944.9	2944.1	2944.9
17.5°	2911.4	2913.7	2916.7	2919.8	2925.9	2928.9	2928.9	2925.9	2922.8	2921.3	2921.3
20°	2891.6	2893.9	2897.7	2902.2	2910.6	2914.4	2912.9	2909.9	2904.5	2902.2	2903.0
22.5°	2878.6	2881.7	2884.7	2891.6	2900.7	2905.3	2903.8	2898.4	2892.3	2888.5	2888.5
25°	2868.0	2870.2	2874.8	2884.0	2893.9	2899.2	2896.9	2890.0	2881.7	2877.1	2876.3
27.5°	2855.8	2858.8	2864.9	2877.1	2889.3	2893.9	2892.3	2882.4	2872.5	2866.4	2864.9
30°	2844.3	2847.4	2855.8	2869.5	2884.7	2891.6	2887.8	2877.1	2864.9	2857.3	2856.5
32.5°	2836.7	2840.5	2850.4	2868.0	2886.2	2896.1	2892.3	2879.4	2863.4	2853.5	2852.7
35°	2833.7	2837.5	2852.0	2873.3	2896.1	2909.9	2904.5	2888.5	2868.7	2856.5	2855.0
37.5°	2834.4	2839.0	2857.3	2885.5	2914.4	2928.9	2922.1	2901.5	2876.3	2859.6	2857.3
40°	2837.5	2842.8	2866.4	2901.5	2935.8	2949.5	2938.8	2908.3	2874.0	2850.4	2845.9
42.5°	2841.3	2849.7	2878.6	2919.8	2955.6	2967.0	2948.0	2903.0	2855.0	2824.5	2820.7
45°	2840.5	2847.4	2880.9	2929.7	2967.8	2973.9	2942.6	2886.2	2829.9	2790.2	2787.2
47.5°	2827.6	2834.4	2872.5	2926.6	2964.0	2965.5	2928.1	2863.4	2797.1	2751.4	2746.8
50°	2787.2	2796.3	2839.0	2898.4	2940.3	2941.1	2900.0	2828.3	2751.4	2698.0	2690.4
52.5°	2725.5	2732.3	2781.9	2845.9	2893.1	2899.2	2854.2	2771.2	2683.6	2626.4	2621.1
55°	2629.5	2643.2	2695.8	2762.8	2814.6	2821.5	2776.5	2686.6	2596.7	2531.2	2525.1
57.5°	2518.2	2520.5	2576.1	2649.3	2703.4	2711.0	2662.2	2570.8	2477.1	2416.1	2400.9
60°	2361.3	2370.4	2423.0	2494.6	2551.7	2561.7	2515.2	2426.8	2329.3	2259.9	2259.2
62.5°	2179.9	2190.6	2243.9	2320.1	2378.0	2387.9	2338.4	2252.3	2154.8	2095.3	2074.0
65°	1983.3	1986.4	2039.7	2115.2	2167.7	2173.1	2134.2	2052.7	1952.1	1891.1	1877.4
67.5°	1762.4	1765.4	1806.6	1877.4	1933.8	1941.4	1901.8	1827.1	1736.5	1672.5	1665.6
70°	1517.8	1518.6	1558.9	1616.8	1673.2	1689.2	1653.4	1581.8	1494.9	1443.9	1430.2
72.5°	1260.3	1267.1	1302.9	1363.1	1411.1	1414.9	1386.0	1324.3	1253.4	1211.5	1203.9
75°	1024.8	1020.2	1050.7	1087.3	1124.6	1136.8	1113.2	1071.3	1005.8	969.2	976.8
77.5°	769.6	771.1	794.7	828.2	851.9	873.2	846.5	826.7	774.1	732.2	733.8
80°	544.0	542.5	564.6	580.6	607.3	610.3	595.8	569.2	535.6	518.1	516.6
82.5°	344.4	337.5	354.3	374.9	386.3	381.0	384.0	366.5	339.8	330.7	322.3
85°	176.0	174.5	183.6	191.2	199.6	199.6	195.1	181.3	176.0	165.3	162.3
87.5°	60.2	62.5	65.5	63.2	67.1	65.5	64.0	54.1	48.0	45.0	41.9
90°	0.0	0.0	0.0	0.0	0.0	0.0	0.0	0.0	0.0	0.0	0.0

Cooper Lighting Solutions Photometric Lab  
1121 Highway 74 South  
Peachtree City, GA 30269



LM-79-2019: Approved Method: Electrical and Photometric Measurements of Solid-State Lighting Products

Report Prepared for

Cooper Lighting Solutions

Streetworks

Report Number: SP1-2407-176-12

Test Date: 10/23/2024

Luminaire Tested: MEM2-HTN-VA-130-727-U-RW

Data in this report applies to families of products including MEM2-HTN-VA-130-727-U-RW



**Test Information**

Test Method: LM-79-2019  
 Report Number: SP1-2407-176-12  
 Test Lab: COOPER LIGHTING SOLUTIONS  
 Photometer: SP1 - 76IN SPHERE  
 Measurement Geometry: 4π  
 Issue Date: 10/24/2024  
 Manufacturer: COOPER LIGHTING SOLUTIONS  
 Product Line: Streetworks  
 Catalog Number: **MEM2-HTN-VA-130-727-U-RW**  
 Description: EPIC MODERN VISUAL COMFORT 130W WAVESTREAM RECTANGULAR WIDE

**Spectral Parameters**

CCT (K): 2710  
 CIE u': 0.2616  
 CIE v': 0.5295  
 Duv: 0.0016  
 CIE x: 0.4619  
 CIE y: 0.4154  
 CIE z: 0.1227  
 Peak Wavelength (nm): 601  
 Dominant Wavelength (nm): 583  
 Purity: 63.3407  
 Rf: 70.4  
 Rg: 96.7

CRI (Ra):	70.4		
R1:	67.3	R9:	-24.6
R2:	79.1	R10:	51.3
R3:	89.5	R11:	61.0
R4:	67.6	R12:	41.2
R5:	64.7	R13:	68.7
R6:	69.6	R14:	93.5
R7:	78.9	R15:	60.6
R8:	46.2		



**Test Conditions**

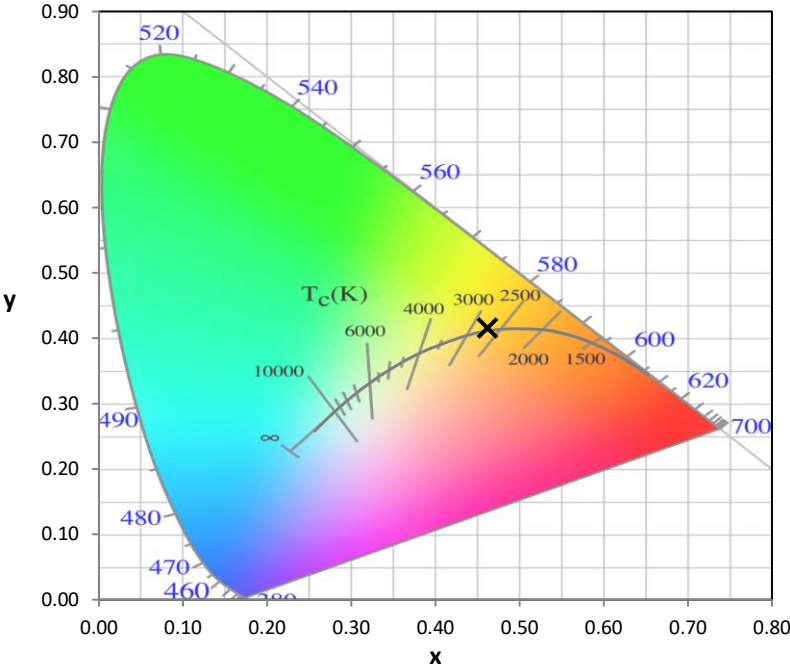
Stabilization Time: 47M  
 Operation Time: 1H 47M  
 Sphere Temperature (°C): 24.4

REPORT NUMBER: SP1-2407-176-12

Measurement and Test Equipment			
Instrument	Identification Number	Calibration Date	Calibration Due Date
Photometer	IN0058	6/18/2024	12/18/2024
Power Meter	INXT2011004	2/8/2024	2/8/2025
AC Power Source	IN0063	10/22/2024	10/22/2025
DC Power Source	IN0208	10/22/2024	10/22/2025
Sphere Thermometer	IN0085	10/22/2024	10/22/2025
Room Thermometer	IN0046	10/22/2024	10/22/2025

REPORT NUMBER: SP1-2407-176-12

CIE 1931 Chromaticity Diagram



CIE 1931 Chromaticity Diagram with 2017 ANSI 7-Step and 4-Step Quadrangles



Point lies inside the ANSI 2700K 4-step quadrangle

REPORT NUMBER: SP1-2407-176-12

**Photopic Flux vs. Wavelength**



**Photopic Lumens: NR**

$\lambda$ (nm)	Power W <sup>^</sup> /nm	Lumens ( $\phi$ /nm)	$\lambda$ (nm)	Power W <sup>^</sup> /nm	Lumens ( $\phi$ /nm)	$\lambda$ (nm)	Power W <sup>^</sup> /nm	Lumens ( $\phi$ /nm)	$\lambda$ (nm)	Power W <sup>^</sup> /nm	Lumens ( $\phi$ /nm)	$\lambda$ (nm)	Power W <sup>^</sup> /nm	Lumens ( $\phi$ /nm)
360	0	NR	490	54	NR	620	887	NR	750	40	NR	880	1	NR
365	0	NR	495	80	NR	625	838	NR	755	35	NR	885	1	NR
370	0	NR	500	119	NR	630	790	NR	760	31	NR	890	0	NR
375	0	NR	505	171	NR	635	735	NR	765	27	NR	895	0	NR
380	0	NR	510	230	NR	640	681	NR	770	24	NR	900	0	NR
385	0	NR	515	295	NR	645	624	NR	775	21	NR	905	0	NR
390	1	NR	520	354	NR	650	567	NR	780	18	NR	910	0	NR
395	2	NR	525	408	NR	655	512	NR	785	15	NR	915	0	NR
400	5	NR	530	457	NR	660	459	NR	790	13	NR	920	0	NR
405	9	NR	535	500	NR	665	410	NR	795	12	NR	925	0	NR
410	20	NR	540	541	NR	670	363	NR	800	10	NR	930	0	NR
415	42	NR	545	581	NR	675	320	NR	805	9	NR	935	0	NR
420	81	NR	550	620	NR	680	283	NR	810	8	NR	940	0	NR
425	145	NR	555	664	NR	685	249	NR	815	7	NR	945	0	NR
430	225	NR	560	709	NR	690	219	NR	820	6	NR	950	0	NR
435	309	NR	565	758	NR	695	191	NR	825	5	NR	955	0	NR
440	373	NR	570	810	NR	700	166	NR	830	5	NR	960	0	NR
445	405	NR	575	861	NR	705	144	NR	835	4	NR	965	0	NR
450	316	NR	580	908	NR	710	124	NR	840	4	NR	970	0	NR
455	180	NR	585	948	NR	715	106	NR	845	3	NR	975	0	NR
460	111	NR	590	978	NR	720	90	NR	850	3	NR	980	0	NR
465	75	NR	595	993	NR	725	76	NR	855	2	NR	985	0	NR
470	50	NR	600	999	NR	730	65	NR	860	2	NR	990	0	NR
475	40	NR	605	988	NR	735	57	NR	865	2	NR	995	0	NR
480	38	NR	610	967	NR	740	50	NR	870	1	NR	1000	0	NR
485	41	NR	615	930	NR	745	45	NR	875	1	NR			

REPORT NUMBER: SP1-2407-176-12

**Scotopic Flux vs. Wavelength**



**Scotopic Lumens: NR**

**S/P: 1.02**

$\lambda$ (nm)	Power W <sup>^</sup> /nm	Lumens ( $\phi$ /nm)	$\lambda$ (nm)	Power W <sup>^</sup> /nm	Lumens ( $\phi$ /nm)	$\lambda$ (nm)	Power W <sup>^</sup> /nm	Lumens ( $\phi$ /nm)	$\lambda$ (nm)	Power W <sup>^</sup> /nm	Lumens ( $\phi$ /nm)	$\lambda$ (nm)	Power W <sup>^</sup> /nm	Lumens ( $\phi$ /nm)
360	0	NR	490	54	NR	620	887	NR	750	40	NR	880	1	NR
365	0	NR	495	80	NR	625	838	NR	755	35	NR	885	1	NR
370	0	NR	500	119	NR	630	790	NR	760	31	NR	890	0	NR
375	0	NR	505	171	NR	635	735	NR	765	27	NR	895	0	NR
380	0	NR	510	230	NR	640	681	NR	770	24	NR	900	0	NR
385	0	NR	515	295	NR	645	624	NR	775	21	NR	905	0	NR
390	1	NR	520	354	NR	650	567	NR	780	18	NR	910	0	NR
395	2	NR	525	408	NR	655	512	NR	785	15	NR	915	0	NR
400	5	NR	530	457	NR	660	459	NR	790	13	NR	920	0	NR
405	9	NR	535	500	NR	665	410	NR	795	12	NR	925	0	NR
410	20	NR	540	541	NR	670	363	NR	800	10	NR	930	0	NR
415	42	NR	545	581	NR	675	320	NR	805	9	NR	935	0	NR
420	81	NR	550	620	NR	680	283	NR	810	8	NR	940	0	NR
425	145	NR	555	664	NR	685	249	NR	815	7	NR	945	0	NR
430	225	NR	560	709	NR	690	219	NR	820	6	NR	950	0	NR
435	309	NR	565	758	NR	695	191	NR	825	5	NR	955	0	NR
440	373	NR	570	810	NR	700	166	NR	830	5	NR	960	0	NR
445	405	NR	575	861	NR	705	144	NR	835	4	NR	965	0	NR
450	316	NR	580	908	NR	710	124	NR	840	4	NR	970	0	NR
455	180	NR	585	948	NR	715	106	NR	845	3	NR	975	0	NR
460	111	NR	590	978	NR	720	90	NR	850	3	NR	980	0	NR
465	75	NR	595	993	NR	725	76	NR	855	2	NR	985	0	NR
470	50	NR	600	999	NR	730	65	NR	860	2	NR	990	0	NR
475	40	NR	605	988	NR	735	57	NR	865	2	NR	995	0	NR
480	38	NR	610	967	NR	740	50	NR	870	1	NR	1000	0	NR
485	41	NR	615	930	NR	745	45	NR	875	1	NR			

REPORT NUMBER: SP1-2407-176-12

**Melanopic Flux vs. Wavelength**



**Melanopic Lumens: NR**

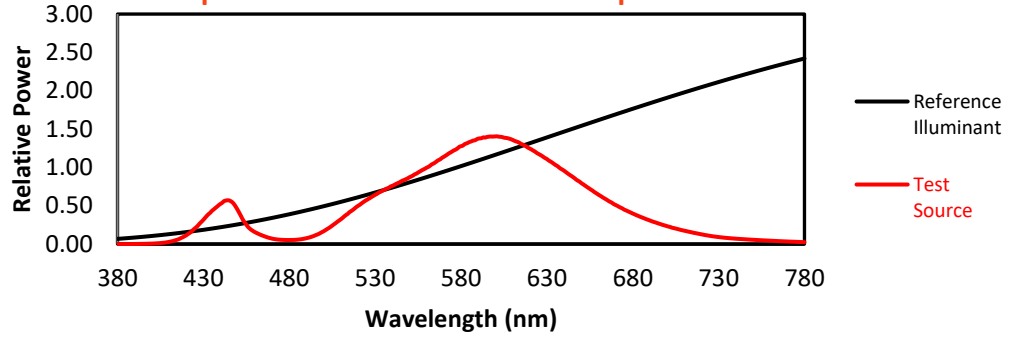
**M/P: 1.71**

λ (nm)	Power W <sup>^</sup> /nm	Lumens (φ/nm)	λ (nm)	Power W <sup>^</sup> /nm	Lumens (φ/nm)	λ (nm)	Power W <sup>^</sup> /nm	Lumens (φ/nm)	λ (nm)	Power W <sup>^</sup> /nm	Lumens (φ/nm)	λ (nm)	Power W <sup>^</sup> /nm	Lumens (φ/nm)
360	0	NR	490	54	NR	620	887	NR	750	40	NR	880	1	NR
365	0	NR	495	80	NR	625	838	NR	755	35	NR	885	1	NR
370	0	NR	500	119	NR	630	790	NR	760	31	NR	890	0	NR
375	0	NR	505	171	NR	635	735	NR	765	27	NR	895	0	NR
380	0	NR	510	230	NR	640	681	NR	770	24	NR	900	0	NR
385	0	NR	515	295	NR	645	624	NR	775	21	NR	905	0	NR
390	1	NR	520	354	NR	650	567	NR	780	18	NR	910	0	NR
395	2	NR	525	408	NR	655	512	NR	785	15	NR	915	0	NR
400	5	NR	530	457	NR	660	459	NR	790	13	NR	920	0	NR
405	9	NR	535	500	NR	665	410	NR	795	12	NR	925	0	NR
410	20	NR	540	541	NR	670	363	NR	800	10	NR	930	0	NR
415	42	NR	545	581	NR	675	320	NR	805	9	NR	935	0	NR
420	81	NR	550	620	NR	680	283	NR	810	8	NR	940	0	NR
425	145	NR	555	664	NR	685	249	NR	815	7	NR	945	0	NR
430	225	NR	560	709	NR	690	219	NR	820	6	NR	950	0	NR
435	309	NR	565	758	NR	695	191	NR	825	5	NR	955	0	NR
440	373	NR	570	810	NR	700	166	NR	830	5	NR	960	0	NR
445	405	NR	575	861	NR	705	144	NR	835	4	NR	965	0	NR
450	316	NR	580	908	NR	710	124	NR	840	4	NR	970	0	NR
455	180	NR	585	948	NR	715	106	NR	845	3	NR	975	0	NR
460	111	NR	590	978	NR	720	90	NR	850	3	NR	980	0	NR
465	75	NR	595	993	NR	725	76	NR	855	2	NR	985	0	NR
470	50	NR	600	999	NR	730	65	NR	860	2	NR	990	0	NR
475	40	NR	605	988	NR	735	57	NR	865	2	NR	995	0	NR
480	38	NR	610	967	NR	740	50	NR	870	1	NR	1000	0	NR
485	41	NR	615	930	NR	745	45	NR	875	1	NR			

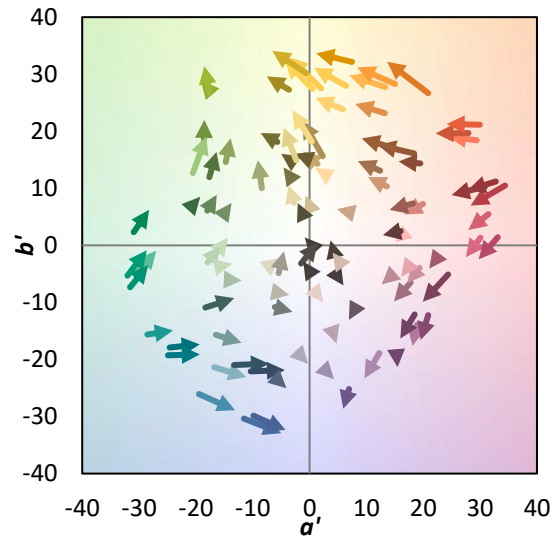
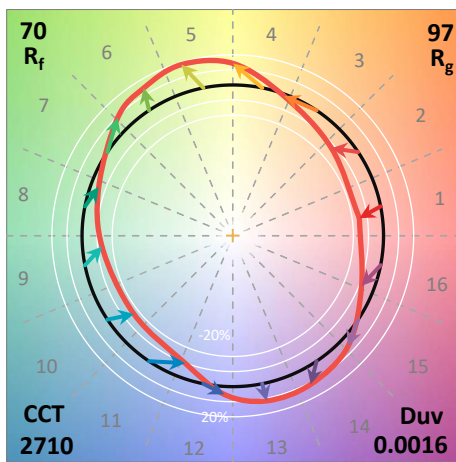
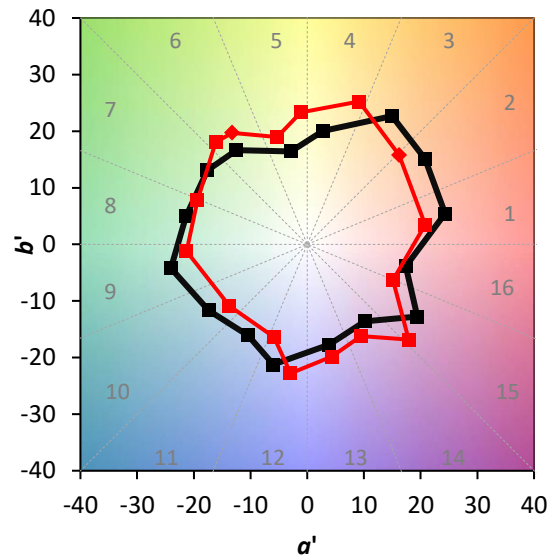
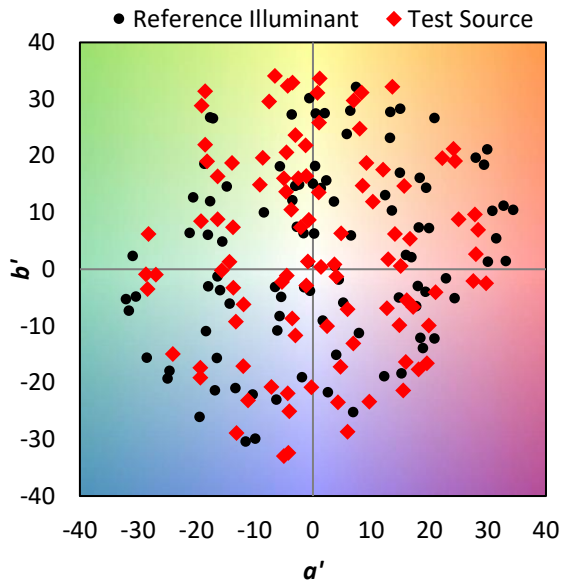
**Summary**

$R_f = 70.4$   
 $R_g = 96.7$   
 CIE  $R_a = 70.4$   
 $R_g = -24.6$

**Spectral Power Distribution Comparison**



**Color Vector Graphics**



**Individual Sample Fidelity Index ( $R_{f,i}$ )**

CES01 = 86	CES26 = 56	CES51 = 78	CES76 = 50
CES02 = 63	CES27 = 77	CES52 = 80	CES77 = 76
CES03 = 31	CES28 = 81	CES53 = 67	CES78 = 57
CES04 = 71	CES29 = 48	CES54 = 78	CES79 = 82
CES05 = 50	CES30 = 52	CES55 = 75	CES80 = 82
CES06 = 52	CES31 = 54	CES56 = 65	CES81 = 72
CES07 = 42	CES32 = 52	CES57 = 62	CES82 = 92
CES08 = 41	CES33 = 57	CES58 = 65	CES83 = 85
CES09 = 29	CES34 = 69	CES59 = 84	CES84 = 90
CES10 = 77	CES35 = 84	CES60 = 90	CES85 = 84
CES11 = 60	CES36 = 82	CES61 = 84	CES86 = 63
CES12 = 66	CES37 = 77	CES62 = 73	CES87 = 78
CES13 = 43	CES38 = 59	CES63 = 69	CES88 = 74
CES14 = 74	CES39 = 92	CES64 = 67	CES89 = 66
CES15 = 71	CES40 = 87	CES65 = 64	CES90 = 69
CES16 = 48	CES41 = 78	CES66 = 61	CES91 = 95
CES17 = 51	CES42 = 79	CES67 = 59	CES92 = 67
CES18 = 57	CES43 = 68	CES68 = 67	CES93 = 80
CES19 = 73	CES44 = 98	CES69 = 77	CES94 = 54
CES20 = 67	CES45 = 77	CES70 = 60	CES95 = 75
CES21 = 88	CES46 = 71	CES71 = 57	CES96 = 78
CES22 = 80	CES47 = 66	CES72 = 85	CES97 = 79
CES23 = 92	CES48 = 54	CES73 = 52	CES98 = 71
CES24 = 92	CES49 = 69	CES74 = 92	CES99 = 63
CES25 = 73	CES50 = 78	CES75 = 58	





Color Rendition by Hue-Angle Bin



Measure Comparisons



(END OF REPORT)